

# ANCHOR BCI DIVERSIFIED MODERATE FUND

A CLASS | May 2025

Minimum Disclosure Document | Issued 06 June 2025

ANCHOR

NAVIGATING  
CHANGE

## INVESTMENT OBJECTIVE

The **Anchor BCI Diversified Moderate Fund** is a multi-managed portfolio with a moderate risk profile that aims to provide investors with a moderate long-term total return. This Fund is appropriate for clients who want exposure to Anchor's capabilities in a solution that is appropriately blended and diversified with other offerings to ensure a more consistent return profile.

## INVESTMENT PHILOSOPHY

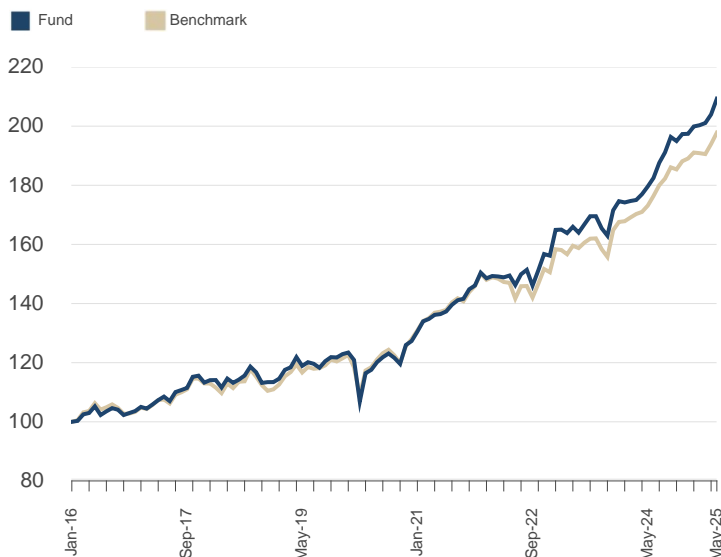
The portfolio will be managed in compliance with prudential investment guidelines for retirement funds in South Africa to the extent allowed for by the Act. The portfolio's equity exposure is limited to a maximum of 60% of the portfolio's net asset value. In order to achieve its objective, the investments normally to be included in the portfolio may comprise a combination of assets in liquid form, money-market instruments, interest-bearing securities, bonds, debentures, corporate debt, equity securities, other interest-bearing securities, property securities, preference shares, convertible equities and non-equity securities. The portfolio may, from time to time, invest in listed and unlisted financial instruments. The manager may also include forward currency, interest rate and exchange rate swap transactions for efficient portfolio management purposes.

## MONTHLY RETURNS (%)

YEAR	JAN	FEB	MAR	APR	MAY	JUN	JUL	AUG	SEP	OCT	NOV	DEC	YTD
2025	1.3	0.2	0.4	1.4	2.6								6.0
2024	-0.2	0.3	0.2	1.1	1.5	1.6	2.8	1.9	2.7	-0.7	1.2	0.0	13.1
2023	5.6	0.1	-0.7	1.3	-1.2	1.7	1.6	0.0	-2.4	-1.5	5.3	1.8	11.8
2022	-1.3	0.5	-0.1	-0.2	0.4	-2.2	2.5	1.0	-3.5	3.5	3.6	-0.3	3.8
2021	2.5	2.6	0.6	1.0	0.2	0.6	1.6	1.1	0.4	2.3	0.9	3.0	18.2
2020	0.4	-2.0	-11.6	9.0	1.0	2.2	1.4	1.0	-1.2	-1.7	5.3	1.1	3.6
2019	1.0	2.6	0.7	2.9	-2.4	1.1	-0.4	-1.1	1.9	1.1	-0.1	0.9	8.3
2018	0.7	0.0	-2.2	2.7	-1.2	1.0	1.2	2.6	-1.6	-3.1	0.2	0.0	0.1
2017	1.4	-0.5	1.3	1.4	1.1	-1.4	2.9	0.6	0.7	3.4	0.3	-2.0	9.3
2016		0.3	2.2	0.4	2.2	-2.8	1.2	1.0	-0.5	-1.7	0.7	0.6	3.6

## FUND PERFORMANCE SINCE INCEPTION

Growth of R100 investment (cumulative).



Investment performance is for illustrative purposes only and calculated by taking actual initial fees and ongoing fees into account for the amount shown with income reinvested on reinvestment date.

## FUND INFORMATION

Risk profile:

LOW LOW-MOD MOD MOD-HIGH HIGH

Inception Date 02 Feb 2016  
Benchmark ASISA SA Multi Asset Medium Equity

Fund Classification SA Multi Asset Medium Equity  
Distributions Semi-annual Declaration Date: 30 Jun/31 Dec

### Fees (Incl. VAT):

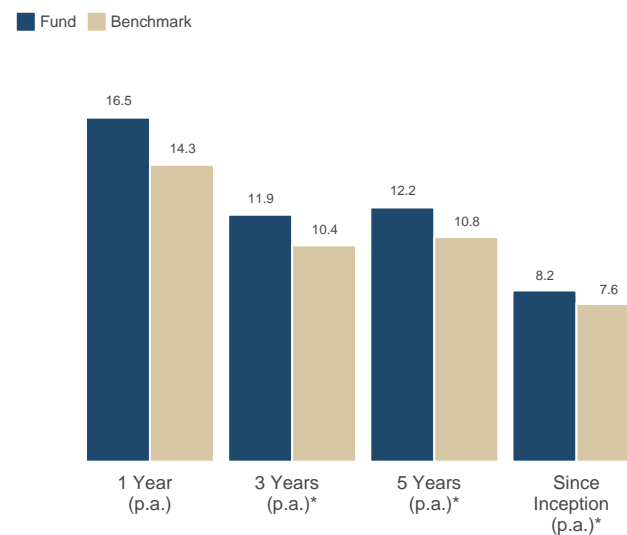
Annual Management Fee 1.32%  
Total Expense Ratio (TER) Mar 25: 1.42% (PY): 1.46%

Portfolio Value R131.59 mn  
Unit Price 155.93 cpu

## RISK PROFILE: MODERATE

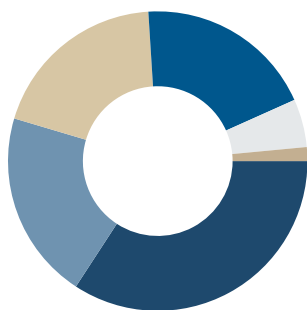
- This portfolio has a balanced exposure to various asset classes. It has more equity exposure than a low-risk portfolio but less than a high-risk portfolio. In turn the expected volatility is higher than a low-risk portfolio, but less than a high-risk portfolio.
- Where the asset allocation contained in this MDD reflects offshore exposure, the portfolio is exposed to currency risks.
- The portfolio is exposed to equity as well as default and interest rate risks.
- The portfolio is suitable for medium-term investment horizons.
- The probability of losses is higher than that of a low-risk portfolio, but less than a high-risk portfolio and moderate long term investment returns are expected.

## FUND PERFORMANCE AT 31 MAY 2025 (%)



\*Annualised return is the weighted average compound growth rate over the period measured.

## EFFECTIVE EXPOSURE AT 31 MAY 2025 (%)



Local Equity - 34.2   Local Bonds - 20.4   Offshore Equity - 19.4  
Local Income - 19.3   Offshore Bonds - 5.2   Offshore Income - 1.5

## FUND MANAGER



Simon Du Plooy

## INFORMATION &amp; DISCLOSURES

ISIN Number ZAE000210605  
Distributions 2023 (CPU) Jun 2.87; Dec 2.85 | 2024 (CPU) Jun 3.27; Dec 2.78

## INVESTMENT MANAGER

**Anchor Capital (Pty) Ltd is an authorised Financial Services Provider FSP 39834. Outsourced to Corion Capital FSP 46523.**

- Additional information, including application forms, annual or quarterly reports can be obtained from BCI, free of charge or can be accessed on our website ([www.bcis.co.za](http://www.bcis.co.za))
- Valuation takes place daily and prices can be viewed on our website ([www.bcis.co.za](http://www.bcis.co.za)) or in the daily newspaper.
- Actual annual percentage figures are available to existing investors on request.
- Upon request the Manager will provide the investor with quarterly portfolio investment holdings report.

## SUBSCRIPTIONS

Valuation time 15h00  
Transaction cut-off time 14h00  
Payment reference Initials and Surname  
Minimum investment amount None\*

Please send proof of deposit to fax (011) 263 6152 or e-mail [instructions@bci-transact.co.za](mailto:instructions@bci-transact.co.za)

\*Fixed Administration Fee: R15 excluding VAT which will apply to all direct investor accounts with balances of less than R100 000 at month end, unless an investor transacts online, in which case no such fee will be levied.

## MANAGEMENT COMPANY INFORMATION

Boutique Collective Investments (RF) (Pty) Ltd,  
Catnia Building Bella Rosa Village, Bella Rosa Street, Belville, 7530  
Tel: 021 007 1500/1/2  
Email: [clientservices@bcis.co.za](mailto:clientservices@bcis.co.za) | [www.bcis.co.za](http://www.bcis.co.za)

## FAIS CONFLICT OF INTEREST DISCLOSURE

Please note that your financial advisor may be a related party to the co-naming partner and/or BCI. It is your financial advisor's responsibility to disclose all fees he/she receives from any related party. The portfolio's TER includes all fees paid by portfolio to BCI, the trustees, the auditors, banks, the co-naming partner, underlying portfolios, and any other investment consultants/ managers as well as distribution fees and LISP rebates, if applicable. The portfolio's performance numbers are calculated net of the TER expenses. The investment manager earns a portion of the service charge and performance fees where applicable. In some instance portfolios invest in other portfolios which forms part of the BCI Schemes. These investments will be detailed in this document, as applicable. Boutique Collective Investments adopted the ASISA Standard on Effective Annual Cost ("EAC"). The EAC measure allows you to compare charges on your investments as well as their impact on your investment returns prior to investing. For further information regarding the ASISA Standard on Effective Annual Cost and access to the EAC calculator please visit our website at [www.bcis.co.za](http://www.bcis.co.za). BCI calculates the EAC as per the ASISA standard for a period of 3 years up until the most recent TER reporting period.

## DISCLAIMER

Boutique Collective Investments (RF) (Pty) ("BCI") Ltd is part of the Apex Group Ltd. BCI is a registered Manager of the Boutique Collective Investments Scheme, approved in terms of the Collective Investments Schemes Control Act, No45 of 2002 and is a full member of the Association for Savings and Investment SA. Collective Investment Schemes in securities are generally medium to long term investments. The value of participatory interests may go up or down and past performance is not necessarily an indication of future performance. The Manager does not guarantee the capital or the return of a portfolio. Collective Investments are traded at ruling prices and can engage in borrowing and scrip lending. A schedule of fees, charges and maximum commissions is available on request. BCI reserves the right to close the portfolio to new investors and reopen certain portfolios from time to time in order to manage them more efficiently. Performance figures quoted for the portfolio are from Morningstar, as at the date of this document for a lump sum investment, using NAV-NAV with income reinvested and do not take any upfront manager's charge into account. Income distributions are declared on the ex-dividend date. Actual investment performance will differ based on the initial fees charge applicable, the actual investment date, the date of reinvestment and dividend withholding tax. Investments in foreign securities may include additional risks such as potential constraints on liquidity and repatriation of funds, macroeconomic risk, political risk, foreign exchange risk, tax risk, settlement risk as well as potential limitations on the availability of market information. Should the portfolio invest into another Anchor BCI co-named portfolio, the investing fund will be reimbursed for any net investment management fees incurred by the investment so that there is no additional fee payable to Anchor.

Certain investments - including those involving futures, options, equity swaps, and other derivatives may give rise to substantial risk and might not be suitable for all investors. Boutique Collective Investments (RF) Pty Ltd retains full legal responsibility for the third party named portfolio. Although reasonable steps have been taken to ensure the validity and accuracy of the information in this document, BCI does not accept any responsibility for any claim, damages, loss or expense, however it arises, out of or in connection with the information in this document, whether by a client, investor or intermediary. This document should not be seen as an offer to purchase any specific product and is not to be construed as advice or guidance in any form whatsoever. Investors are encouraged to obtain independent professional investment and taxation advice before investing with or in any of BCI/the Manager's products. Access the BCI Privacy Policy and the BCI Terms and Conditions on the BCI website ([www.bcis.co.za](http://www.bcis.co.za)).

## TOP TEN HOLDINGS AT 31 MAY 2025 (%)

Anchor BCI Bond Fund	15.0
Anchor BCI SA Equity Fund	11.3
ClucasGray Equity Prescient Fund	7.8
Excelsia Equity 27Four Fund	6.7
iShares Core MSCI World	5.9
IFM Bond Fund	5.2
Dodge & Cox Global Bond Fund	4.4
Dodge & Cox Global Stock Fund	4.2
Strategic Income Fund	2.1
Coronation Global Emerging Markets Flexible	2.0

## FUND MANAGER COMMENTARY AT 31 MAY 2025

Financial markets delivered another month of positive returns in May, continuing the rebound seen in April. Investor sentiment was lifted by progress in global trade discussions, particularly the decision by the US to postpone new tariffs on the EU. This helped reduce fears of a global slowdown and supported gains across equity markets. US equities led the way, supported by strong corporate earnings and a renewed appetite for growth-oriented sectors. Smaller companies also rallied as proposed policy changes looked favourable for domestic businesses. European markets followed suit, buoyed by improved outlooks and signs of fiscal support. Emerging markets (EMs) benefitted from a weaker US dollar, with notable strength in Asian equity markets. Fixed-income markets were more volatile. A downgrade to the US sovereign credit rating and weaker demand for long-dated bonds prompted a sell-off in government debt mid-month. However, stabilising inflation expectations helped anchor yields by month-end. South Africa (SA) released its "Budget 3.0", emphasising infrastructure-led growth. While the absence of a VAT increase preserved consumer support, it also widened the projected budget deficit, increasing the concern surrounding the country's fiscal position. The portfolio outperformed its benchmark and peers, supported by our strategic overweight to local assets and selective EMs. Strong returns from SA asset classes as well as our tactical exposure to Brazil and China contributed meaningfully, reflecting the benefits of our active positioning and conviction in undervalued regions.

## FEE DETAILS

	Class A
Initial fees (BCI) (incl. VAT)	0%
Annual Management Fee (incl VAT)	
Class A	1.32%
Performance Fee	None
TER and Transaction Cost (incl VAT)	
Basic	Mar 25: 1.42% (PY): 1.46%
Portfolio Transaction Cost	Mar 25: 0.28% (PY): 0.22%
Total Investment Charge	Mar 25: 1.70% (PY): 1.68%

A higher TER ratio does not necessarily imply a poor return, nor does a low TER imply a good return. The current TER cannot be regarded as an indication of future TER's. Transaction Costs are a necessary cost in administering the Fund and impacts Fund returns. It should not be considered in isolation as returns may be impacted by many other factors including market returns, the type of Fund, the investment decisions of the investment manager and the TER. The TER and Transaction cost calculations are based upon the portfolio's direct costs for the financial year ended 31 December 2024, whilst the underlying portfolios ratio and cost calculations are based upon their most recent published figures, being 31 March 2025.

## CUSTODIAN / TRUSTEE INFORMATION

The Standard Bank of South Africa Ltd  
Tel: 021 441 4100